


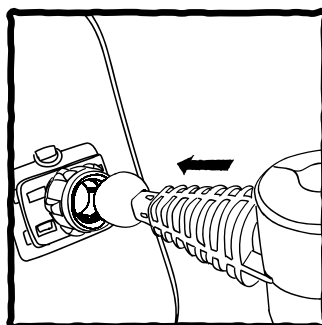
# MANOS LIBRES

## MANUAL / HANDLEIDING




**TURN LEFT TO  
LOOSEN**

Draai naar links om  
los te draaien



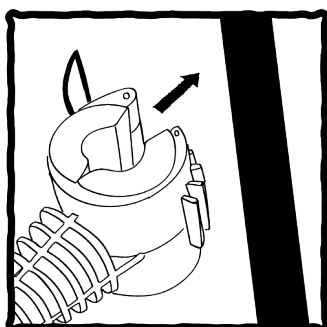
**CLICK TO ATTACH**

Druk de klem in de  
houder




**TURN RIGHT TO  
TIGHTEN**

Draai naar recht om de  
klem te bevestigen aan  
de houder




**PUT GRIP ONTO  
BAR**

Plaats de klem om de  
beugel van je spiegel  
of windscherm



**ADJUST CLIP TO  
TIGHTEST POSITION**

Plaats de clip op een  
stand die zo strak  
mogelijk is.



**CLICK TO SECURE**

Klik de klem dicht zodat  
de telefoonhouder strak  
en veilig vast zit

